




TM

SUSTAINABILITY STRATEGY




Over its 70 year history, F1 has pioneered numerous technologies and innovations that have positively contributed to society and helped to combat carbon emissions.

From ground-breaking aerodynamics to improved brake designs, the progress led by F1 teams has benefitted millions of cars on the road today. Few people know that the current hybrid power unit is the most efficient in the world, delivering more power using less fuel, and hence CO₂, than any other car.

We believe that F1 can continue to be a pioneer for the auto industry, working with the energy and automotive sectors to deliver the world's first 100% advanced sustainable fuelled power units, driving down carbon emissions across the globe.

In launching F1's first-ever sustainability strategy, with an ambitious target to be a net zero carbon sport by 2030, we recognise the critical role that all organisations must play in tackling this global issue.

Leveraging the immense talent, passion and drive for innovation held by all members of the F1 community, we hope to make a significant positive impact on the environment and communities in which we operate.



Stefano Domenicali, President and CEO of Formula 1®



F1 Sustainability

COUNTDOWN TO ZERO

ACCELERATE TECHNOLOGIES THAT
DECARBONISE THE WORLD

BY 2030 ↓

**NET ZERO CARBON FOOTPRINT FROM
FACTORY TO FLAG**

ON THE TRACK

Fully Sustainable race cars

ON THE MOVE

Ultra efficient & low/zero carbon
logistics & travel

WHERE WE WORK

100% renewably powered offices,
facilities and factories

BALANCE TO ZERO

Credible offsets and breakthrough CO2
sequestration programs

POSITIVE RACE PRINT

LEAVE A LEGACY OF POSITIVE CHANGE
WHEREVER WE RACE

BY 2025 ↓

**EVERY RACE TO QUALIFY AS AN F1
SUSTAINABLE SPECTACLE**

WHAT WE USE

Sustainable materials with all waste re-used,
recycled or composted

TO THE RACE

Incentives and tools to offer every fan a
greener way to reach the race

WHERE YOU WATCH

Circuits and facilities that are better for
fan wellbeing and nature

WITH OUR HOSTS

Opportunities for local people and causes
to get in on the action

FOUNDATIONS

RESPONSIBLE
SOURCING

TRANSPARENCY
& REPORTING

ENVIRONMENTAL
COMPLIANCE

HEALTH &
WELLBEING



COUNTDOWN TO ZERO

Accelerate technologies that decarbonise the world

Net Zero Carbon emissions from factory to flag by 2030

Our goal is to systematically reduce the CO₂ emissions generated by our operations, events, logistics and race cars to Net Zero by 2030.



COUNTDOWN TO ZERO

Accelerate technologies that decarbonise the world

ON THE TRACK

100% sustainably-fuelled, hybrid power units

MEASURE: KG net CO₂e* generated per litre of fuel used

/ Position F1 at the vanguard of the automotive sector, delivering the most powerful and efficient race cars on earth propelled by sustainably fuelled hybrid power units

ON THE MOVE

Ultra efficient & low/zero carbon logistics & travel

MEASURE: Tonnes CO₂e generated per kilometre

/ Maximise logistics and travel efficiency through process and volume optimisation and by using the least CO₂ intensive transport available

WHERE WE WORK

100% renewably powered facilities, factories and venues

MEASURE: % renewable electricity generated via PPA renewables

/ Transition to 100% renewable electricity at all F1 and team facilities and adopt net zero carbon technologies for HVAC** and mobile power

BALANCE TO ZERO

Credible biological and breakthrough technical carbon sequestration

MEASURE: Total tonnes of CO₂e captured through carbon sequestration

/ Fully offset unavoidable emissions through robust and verifiable biological and technical sequestration programmes

* Carbon dioxide equivalent

** Heating, Ventilation and Air Conditioning





POSITIVE RACEPRINT

Leave a legacy of positive change wherever we race

**Every race to
qualify as an F1
sustainable
spectacle by 2025**

Our mission is to leave a legacy of positive change wherever we race, enriching local communities and economies, and supporting the natural environment.



**POSITIVE
RACEPRINT**
Leave a legacy of positive change wherever we race



WHAT WE USE

All event waste re-used, recycled or composted

MEASURE: % of waste by weight re-used, recycled or composted
% of materials that are recyclable or compostable

/ Use only recyclable or compostable materials (e.g. zero single-use plastic), and ensure that 100% of waste is re-used, recycled or composted

TO THE RACE

Incentives for fans to reach our events in a greener way

MEASURE: % of fans travelling by public transport, bike/foot or PHEV/EV
% of remaining emissions from travel offset

/ Enable fans to reach the race by lower/zero carbon transport methods or credibly offset emissions created by their travel

WHERE YOU WATCH

Circuits and facilities that improve wellbeing & biodiversity

MEASURE: % circuits with F1 approved fan wellbeing and biodiversity action plan

/ Prioritise fan wellbeing and the local environment by enhancing biodiversity, improving air quality and offering healthier food options

WITH OUR HOSTS

Opportunities for local people and causes to get involved

MEASURE: Balanced scorecard for local community engagement

/ Build partnerships that give local people greater access to our events and that drive positive benefits for local business and causes



A close-up, low-angle shot of a Formula 1 car, focusing on the front wing and the side mirror. The car is dark-colored with some blue and white accents. The background is blurred, suggesting a track environment.

CARBON FOOTPRINT

Understanding and measuring our environmental impact

F1 has undertaken a detailed carbon footprint analysis. For an entire race season, approximately 256,000 CO₂ equivalent tonnes are generated. By 2030 this will be net zero.



CARBON FOOTPRINT

Measuring the F1 carbon footprint

POWER UNIT EMISSIONS 0.7%

POWER UNIT EMISSIONS

All emissions associated with the fuel usage of the power units across all 10 teams, at all 21 Grands Prix, and at pre-, mid- or post-season testing

EVENT OPERATIONS 7.3%

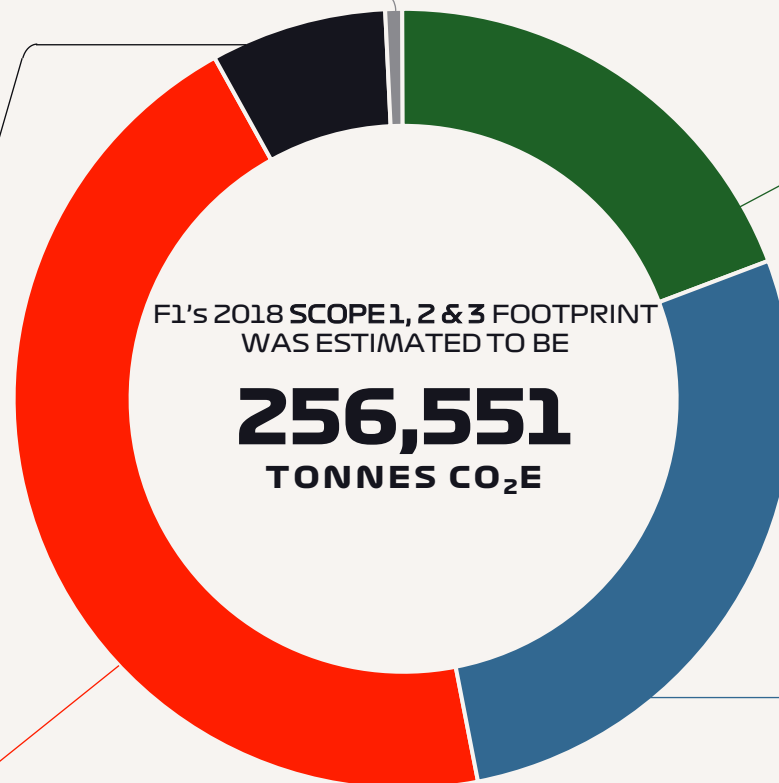
EVENT OPERATIONS

All event impacts including broadcasting, support races, Paddock Club operations, circuit energy use, generator use & teams at circuit impacts (excluding Power Unit emissions)

LOGISTICS 45.0%

LOGISTICS

All road, air or sea logistics across the sport including the movement of teams equipment, F1 equipment, Paddock Club equipment and race tyres



FACILITIES AND FACTORIES 19.3%

FACILITIES AND FACTORIES

All F1 owned or operated offices or facilities, as well as all teams owned and operated offices, factories or facilities

BUSINESS TRAVEL 27.7%

BUSINESS TRAVEL

All individuals air and ground transportation, as well as hotels impact for all F1 Teams employees and employees of major event partners





UNLEASH THE GREATEST RACING SPECTACLE ON THE PLANET